



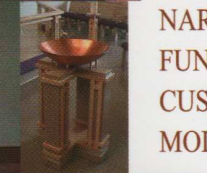
CHANCEL FURNITURE
For Church & Chapel

Gunder
church furniture






- PEWS
- MODULAR SEATING
- CHAIRS
- CUSHIONS
- CHANCEL FURNITURE
- SANCTUARY FURNITURE
- NARTHEX FURNITURE
- FUNERAL CHAPEL
- CUSTOM DESIGNS
- MODULAR PLATFORMS



Gunder



CRAFTSMANSHIP IN CHURCH FURNITURE

When a group or an individual is given the responsibility of selecting the furniture and other appointments for their house of worship, they have a very important decision to make. The investment must satisfy the physical and spiritual needs of many people for many years. We believe that excellence in *craftsmanship* and materials should be the foundation for that investment.

Since 1952 our family owned business has been furnishing the upper Midwest. *Gunder craftsmanship* denotes excellence... knowing hands design, guide and shape every phase of our fine furniture. Precise workmanship reflects our rich heritage in crafted woodworking. Styling, contemporary or period, is available to meet individual design preferences and coordinate with the architectural, aesthetic and liturgical characteristics of each interior.

Gunder craftsmen are trained according to our high standards of workmanship. Our products are under constant inspection and control. Only the finest materials from selection of the highest grade wood to the final finish application are used in our production. Our furniture is delivered in our own trucks and installed by our expert installation crews. We cordially invite you to visit our many installations in your area.

We are proud to offer you the finest *craftsmanship* in church seating, chancel furniture, pew cushioning, and design/planning services. One of our highly trained and experienced representatives will be happy to assist you in selecting the furniture for your specific project.



HUMBOLDT, IOWA 50548

CHANCEL FURNITURE

The chancel/sanctuary furniture shown in our catalog are standard styles only..... and, as all items are custom made to order, we will be very happy to work with you on a special design or size of chancel furnishings to fit your needs and to compliment the architecture of your church or chapel.



EUCCHARISTIC COLUMN - NORTHERN GROWN RED OAK
AND LEPTAT ART GLASS

UNIT IS DESIGNED TO BE SAME ON ALL SIDES FOR
EXPERIENCING THE EUCHARIST AND CHRIST.

DESIGN BY SGWALTERS GUNDER CHURCH FURNITURE
HUMBOLDT, IOWA
WOOD PARTS AND FABRICATION BY GUNDER CHURCH
FURNITURE
ART GLASS - LEPTAT BY CONRAD SCHMITT STUDIOS
NEW BERLIN, WISCONSIN

PROJECT: ST. JAMES CATHOLIC CHURCH
MENOMONEE FALLS, WISCONSIN
P980604 COPYRIGHT@GUNDER CHURCH
FURNITURE 98-134



HONORABLE MENTION
BENES, 2000 VISUAL ARTS AWARD

GUNDER



PULPIT - OAK AND COPPER ALTAR IN REAR
REMOVABLE COMMUNION RAILING IN FRONT



BAPTISMAL FONT - 24" COPPER BASIN



ALTAR-TABLE OAK AND COPPER

OUR SAVIOR LUTHERAN CHURCH
OCONOMOWOC, WISCONSIN 1995

GUNDER



ADVENT WREATH STAND



REMOVABLE ADVENT WREATH ON OPEN OAK STAND
COPPER , SPUN ALUMINUM



CEILING LIGHT



EXISTING SANCTUARY LAMP
ON NEW OAK/COPPER STAND

PROCESSIONAL CROSS
OAK AND COPPER

OUR SAVIOR LUTHERAN CHURCH
OCONOMOWOC, WISCONSIN 1995

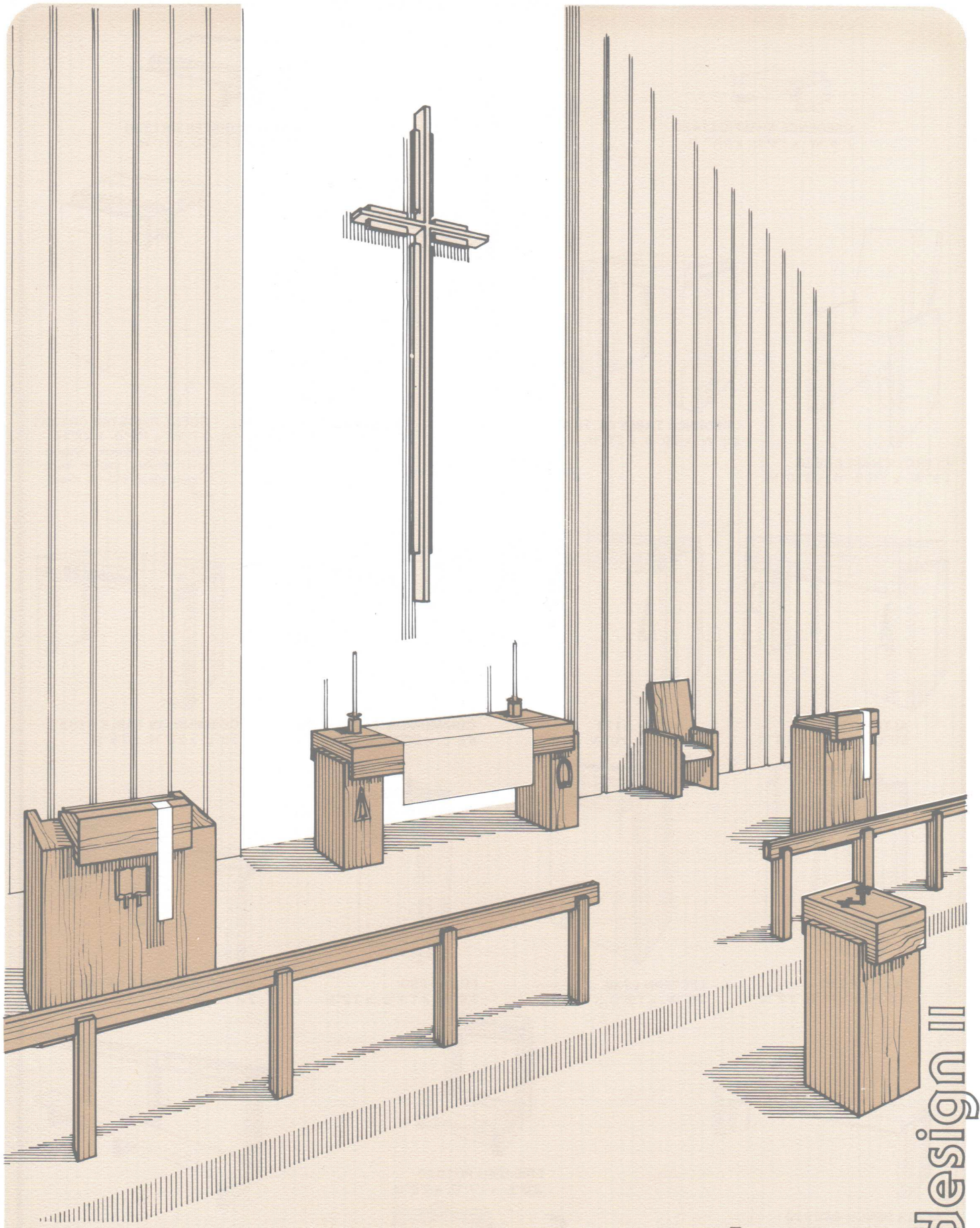


GUNDER



ST. PAUL'S LUTHERAN CHURCH
FORT DODGE, IA


GUNDER




chancel design II



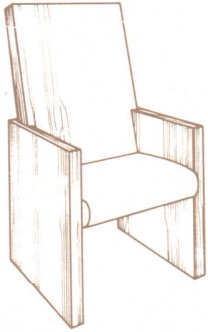
CREDESCENCE SHELF CS1430
1'-6"W. x 1'5"D. x 6½" H.




CROSS C1230
10'0"L. x 4'6"H. x 4"D.



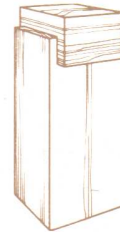
GUEST REGISTER GR1330
2'7"W. x 1'7½"D. x 11"H.




CLERGY CHAIR CC630
2'2"W. x 1'10½"D. x 3'10"H.




CREDESCENCE TABLE CT 1530
3'0"W. x 2'0"D. x 2'6"H.




FLOWER STAND FS930
1'-2" W. x 1'-2" D. x 2'-6" H.




GUEST REGISTER GR1331
2'7"W. x 1'6"D. x 3'8"H.
(Memorial Book Stand same dimen. except with hinged glass top-no drawing)




ALTAR A130
6'0"L. x 2'0"W. x 3'3"H.




ALTAR A131
6'0"L. x 2'0"W. x 3'3"H.




COMMUNION TABLE CT830
6'0"L. x 2'0"W. x 2'8"H.



COMMUNION TABLE CT831
5'0"L. x 2'0"H. x 2'8"H.



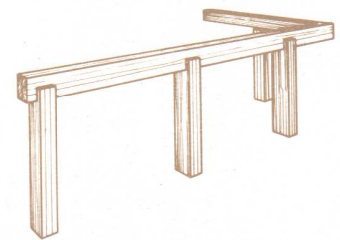
PULPIT P330
3'2"W. x 1'11"D. x 3'10"H.




LECTERN L730
2'6"W. x 1'9"D. x 3'10"H.




FONT F530
1'8"W. x 1'4"D. x 3'2"H.



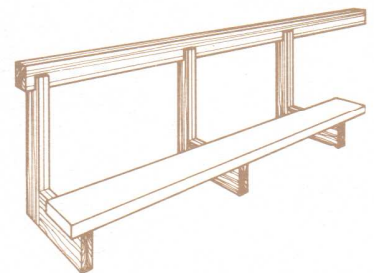
COMMUNION RAIL CR1030
2'2"H. x 4'W.



ALTAR BENCH AB2530
7'0"L. x 1'2"W. x 1'6"H.
(Altar Bench AB2530W same dimen. except wood top)



PRIE DIEU PD1930
2'0"L. x 1'7"D. x 2'8"H.




RAIL WITH KNEELER CR1031
2'10"H. x 1'3"D.



church furniture

HUMBOLDT, IOWA 50548

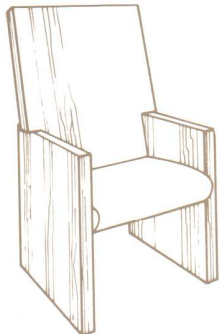




CREDESCENCE SHELF CS1432
1'6"W. x 1'6"D. x 7"H.



CREDESCENCE TABLE CT1532
2'6"W. x 1'6"D. x 2'6"H.



CLERGY CHAIR CC632
2'4"W. x 1'10 1/2"D. x 3'10"H.




CROSS C1232
10'0"L. x 4'6"W. x 6"D.



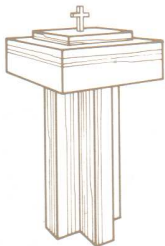
GUEST REGISTER GR1333
2'4"W. x 1'6"D. x 7"H.



FLOWER STAND FS932
1'2"W. x 1'2"D. x 2'6"H.



GUEST REGISTER GR1332
2'4"W. x 1'6"D. x 3'8"H.
(Memorial bookstand same dimen.
except hinged glass top.)



FONT F532
1'8"W. x 1'8"D. x 3'2"H.



PULPIT P432
3'2"W. x 3'11" D. x 4'2"H.



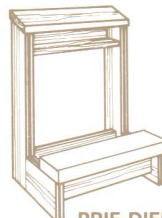
COMMUNION TABLE CT832
5'0"L. x 2'0"W. x 2'8"H.



ALTAR A132
6'0"L. x 2'0"W. x 3'3"H.



LECTERN L732
2'0"W. x 1'6"D. x 3'10"H.




PRIE DIEU PD1932
2'0"W. x 1'6"D. x 2'8"H.



COMMUNION RAIL CR1032
2'2"H. x 5"D.



ALTAR BENCH AB2532
7'0"L. x 1'2"W. x 1'6"H.
(Altar Bench AB2532W same dimen.
except wood top).

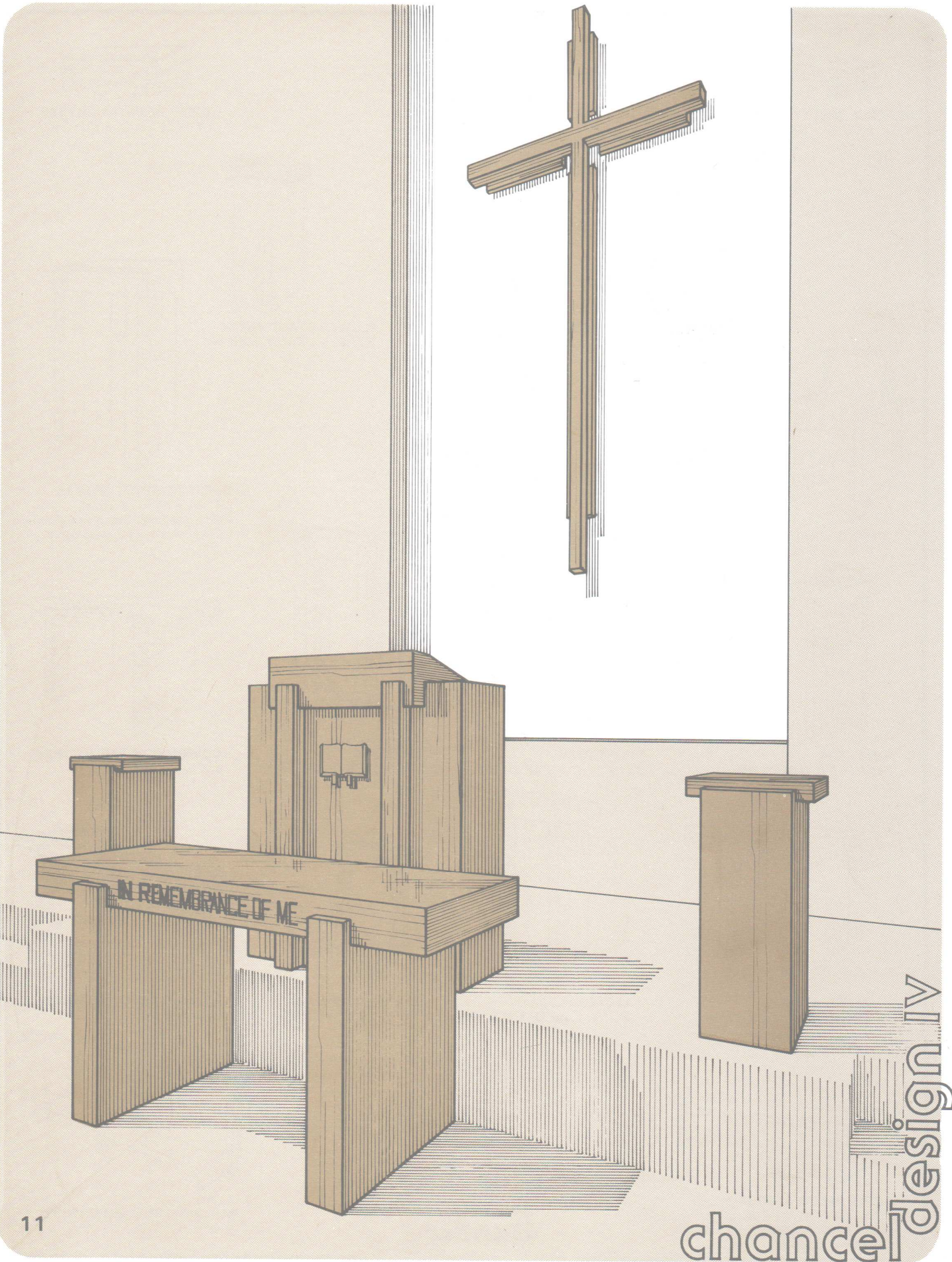


RAIL WITH KNEELER CR1033
2'10"H. x 1'5"D.



church furniture

HUMBOLDT, IOWA 50548



chancel design IV




CREDESCE SHELF CS1434
2'0"W. x 1'5"D. x 6"H.



GUEST REGISTER GR1335
2'4"W. x 1'6"D. x 10 1/2"H.




CREDESCE TABLE CT1534
3'0"W. x 1'9"D. x 2'6"H.



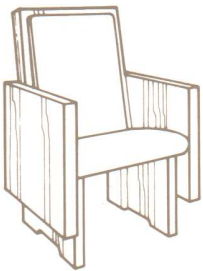
CROSS C1234
10'0"L. x 5'0"W. x 4"D.



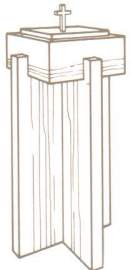
FLOWER STAND FS934
1'2"W. x 1'3 1/2"D. x 2'6"H.



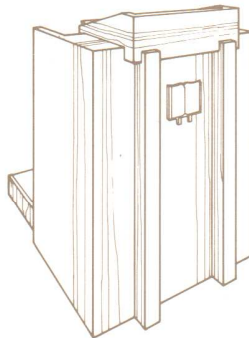
GUEST REGISTER GR1334
2'4"W. x 1'6"D. x 3'8"H.
(Memorial Book Stand same dimen.
except with hinged glass top.)



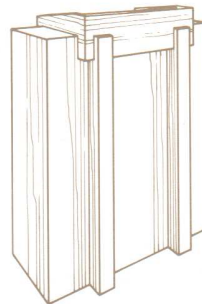
CLERGY CHAIR CC634
2'2"W. x 1'9"D. x 3'2"H.



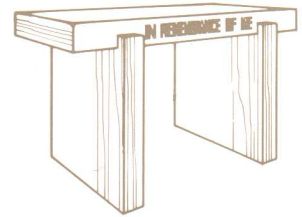
FONT F534
1'8"W. x 1'8"D. x 3'2"H.




PULPIT P434
3'2"W. x 3'11 1/2"D. x 4'3"H.



PULPIT P334
3'2"W. x 1'6"D. x 3'10"H.



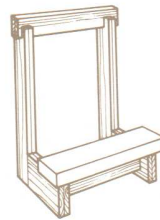
COMMUNION TABLE CT834
5'0"L. x 2'2"W. x 2'8"H.



ALTAR A134
6'0"L. x 2'1 1/2"W. x 3'3"H.



LECTERN L734
2'0"W. x 1'6"D. x 3'10"H.



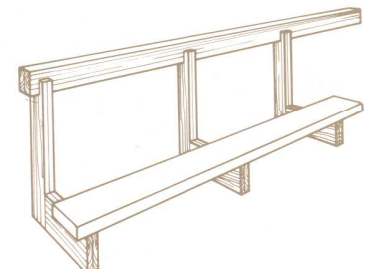
PRIE DIEU PD1934
2'0"L. 1'4"D. x 2'8"H.



COMMUNION RAIL CR1030
2'2"H. x 4"W.



ALTAR BENCH AB2534
7'0"L. x 1'2"W. x 1'6"H.
(Altar Bench AB2534W same dimen.
except wood top.)




RAIL WITH KNEELER CR1031
2'10"H. x 1'3"D.



church furniture

HUMBOLDT, IOWA 50548

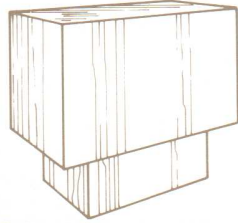





CREDESCENCE SHELF CS1436
2'0"W. x 1'4"D. x 11"H.



GUEST REGISTER GR1337
2'4"W. x 1'6"D. x 11"H.



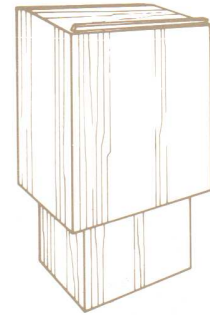
CREDESCENCE TABLE CT1536
3'0"W. x 1'6"D. x 2'6"H.



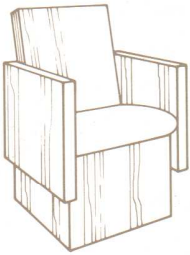
CROSS C1202
10'0" L. x 4'6" W. x 4" D.



FLOWER STAND FS936
1'2"W. x 1'2"D. x 2'6"H.



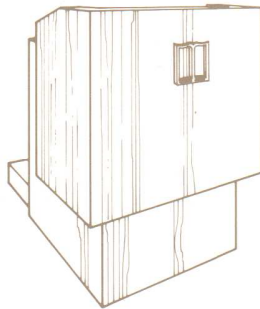
GUEST REGISTER GR1336
2'4"W. x 1'6"D. x 3'8"H.
(Memorial Bookstand same dimen. except with hinged glass top.)



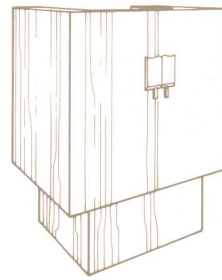
CLERGY CHAIR CC636
2'2"W. x 1'9"D. x 3'0"H.



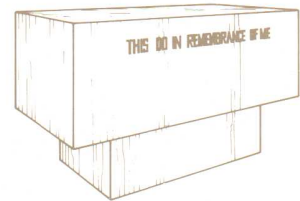
FONT F536
1'6"W. x 1'6"D. x 3'2"H.



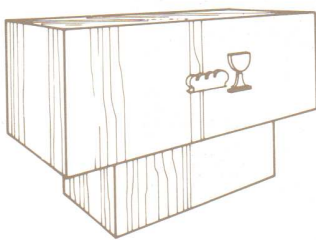
PULPIT P436
3'6"W. x 4'0"D. x 4'3"H.



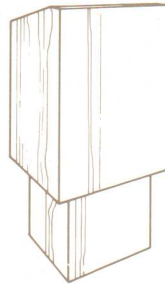
PULPIT P336
3'2"W. x 1'8½"D. x 4'0"H.



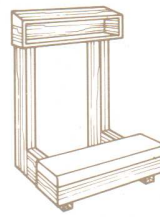
COMMUNION TABLE CT836'
5'0"L. x 2'0"W. x 2'8"H.



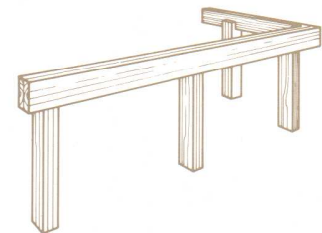
ALTAR A136
6'0"L. x 2'0"W. x 3'3"H.




LECTERN L736
2'0"W. x 1'6"D. x 3'10"H.



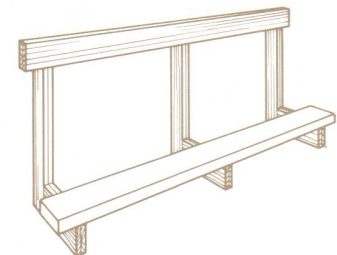
PRIE DIEU PD1936
2'0"L. x 1'8"D. x 2'8"H.




COMMUNION RAIL CR1036
2'2"H. x 4½"D.



ALTAR BENCH AB2536
7'0"L. x 1'2"W. x 1'6"H.
(Altar Bench AB2536W same dimen. except wood top)



RAIL WITH KNEELER CR1037
2'10"H. x 1'4½"D.

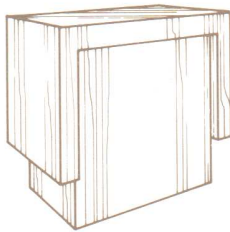




CREDESCENCE SHELF CS1438
2'0"W. x 1'4"D. x 8"H



GUEST REGISTER GR1339
2'4"W. x 1'6"D. x 11 1/2"H.



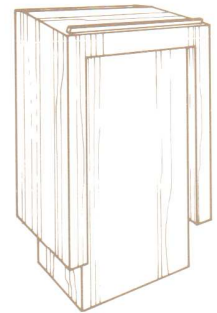
CREDESCENCE TABLE CT1538
3'0"W. x 1'6"D. x 2'6"H.



CROSS C1238
10'0"L. x 4'6"W. x 3"D.



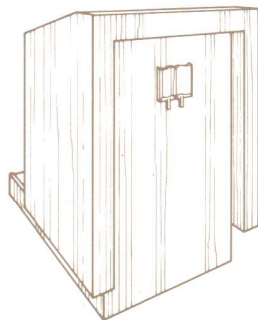
FLOWER STAND FS938
1'2"W. x 1'2"D. x 2'6"H.



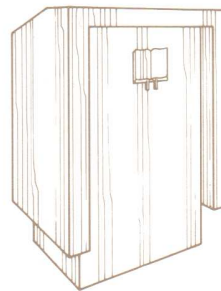
GUEST REGISTER GR1338
2'4"W. x 1'6"D. x 3'8"H.
(Memorial Book Stand same dimen.
except with hinged glass top.)



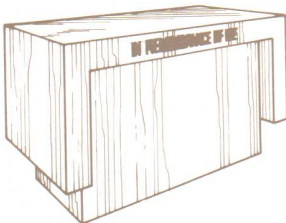
CLERGY CHAIR CC638
2'0"W. x 1'10 1/2"D. x 2'9 1/2"H



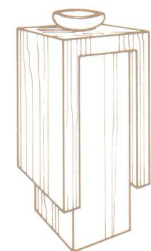
PULPIT P438
3'4"W. x 4'1 1/4"D. x 4'5"H.



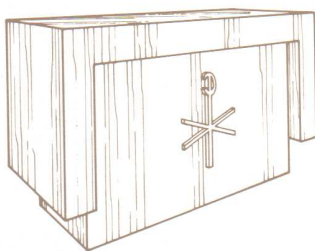
PULPIT P338
3'2"W. x 1'7 1/2"D. x 3'10"H.



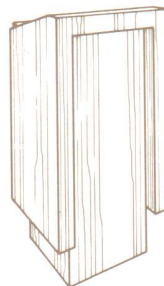
COMMUNION TABLE CT838
5'0"L. x 2'0"W. x 2'8"H.




FONT F538
1'6"W. x 1'6"D. x 3'2"H.



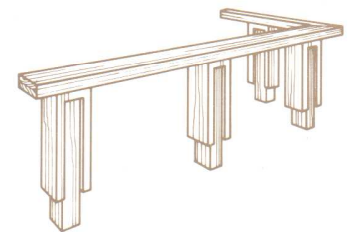
ALTAR A138
6'0"L. x 2'0"W. x 3'3"H.




LECTERN L738
2'0"W. x 1'6"D. x 3'10"H.



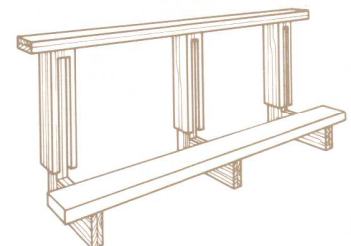
PRIE DIEU PD1938
2'0"L. x 1'5 1/2"D. x 2'8"H.



COMMUNION RAIL CR1038
2'2"H. x 6'W.



ALTAR BENCH AB2538
7'0"L. x 1'2"W. x 1'6 1/2"H.
(Altar Bench AB2538W same dimen.
except wood top).




RAIL WITH KNEELER CR1039
2'10"H. x 1'6"W.



church furniture

HUMBOLDT, IOWA 50548





CREDESCENCE SHELF CS1440
2'1½"W. x 1'6"D. x 7¾"H.



GUEST REGISTER GR1341
2'3¾"W. x 1'6¾"D. x 11"H.



CREDESCENCE TABLE CT1540
2'10½"W. x 1'6"D. x 2'6"H.



CROSS C1240
10'0"L. x 4'6"W. x 5"D.



FLOWER STAND FS940
1'2¾"W. x 1'2¾"D. x 2'6"H.




CLERGY CHAIR CC640
2'2"W. x 1'9"D. x 3'1½"H.



GUEST REGISTER GR1340
2'3¾"W. x 1'6¾"D. x 3'8"H.
(Memorial Book Stand same dimen.
except with hinged glass top).



FONT F540
1'7¼"W. x 1'7¼"D. x 3'2"H.




PULPIT P440
3'3½"W. x 4'2"D. x 4'3"H.



PULPIT P340
3'1¼"W. x 1'10"D. x 4'0"H.



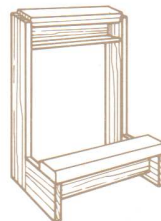
COMMUNION TABLE CT840
5'0"L. x 2'0"W. x 2'8"H.



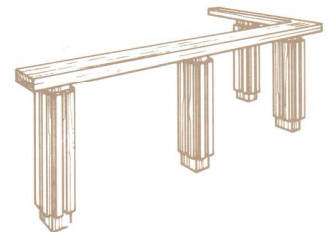
ALTAR A140
6'1¼"L. x 2'2"W. x 3'3"H.




LECTERN L740
2'4¼"W. x 1'10"D. x 3'11"H.




PRIE DIEU PD1940
2'0"L. x 1'6"D. x 2'9"H.



COMMUNION RAIL CR1040
2'2"H. x 5¾"W.



ALTAR BENCH AB2540
7'0"L. x 1'2¼"W. x 1'6½"H.
(Altar Bench AB2540W same dimen.
except with wood top.)




RAIL WITH KNEELER CR1041
2'10"H. x 1'5"D.





30A
051984

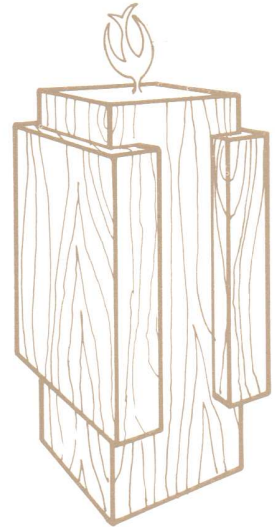
chancel design VIII




PULPIT P-341
3'-2" W. x 1'-9¼" D. x 3'-11¼" H.




LECTERN L-741
2'-0" W. x 1'-6" D. x 3'-9½" H.



BAPTISMAL FONT F-541
1'-6" W. x 1'-6" D. x 3'-2" H.



ALTAR A-141
6'-0" L. x 2'-0" W. x 3'-3" H.



COMMUNION TABLE CT-841
5'-0" L. x 2'-0" W. x 2'-8" H.

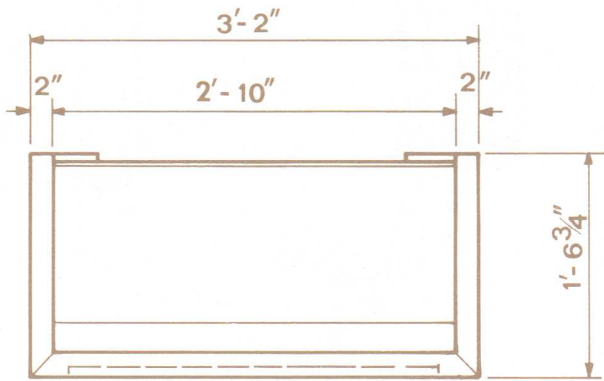


COMMUNION RAIL CR-1032
With Optional Tray Illustrated
(Plain Rail CR-1032 is standard)
2'-2" H. x 5" W.

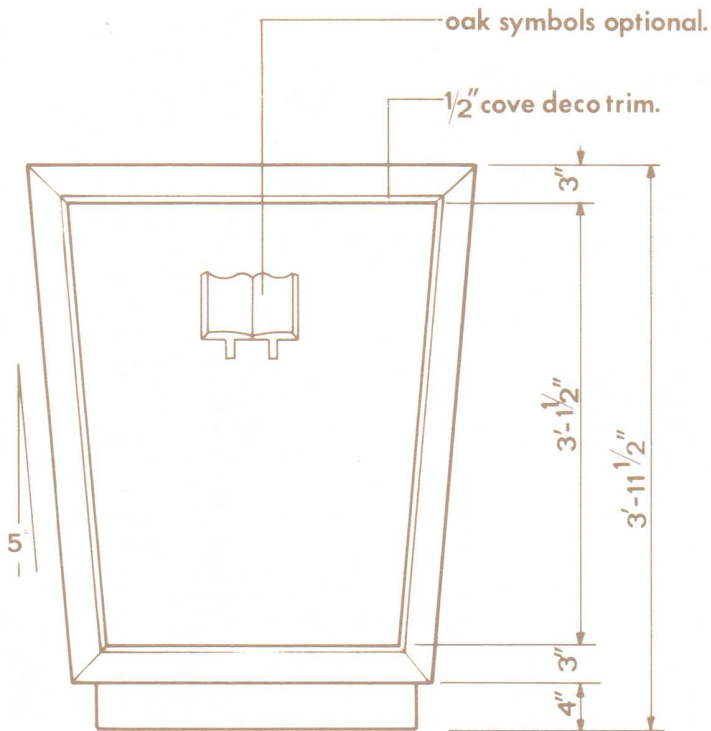



FLOWER STAND FS-941
1'-2" W. x 1'-2" D. x 2'-6" H.

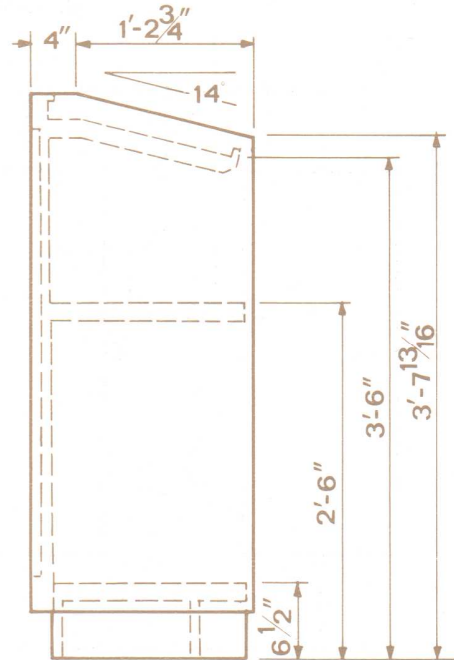
NOTES: HOLY SPIRIT SYMBOL ON BAPTISMAL FONT MAY BE EITHER WOOD OR BRONZE. BAPTISMAL FONT AND FLOWER STANDS HAVE FORMICAL LAMINATE TOPS.



plan

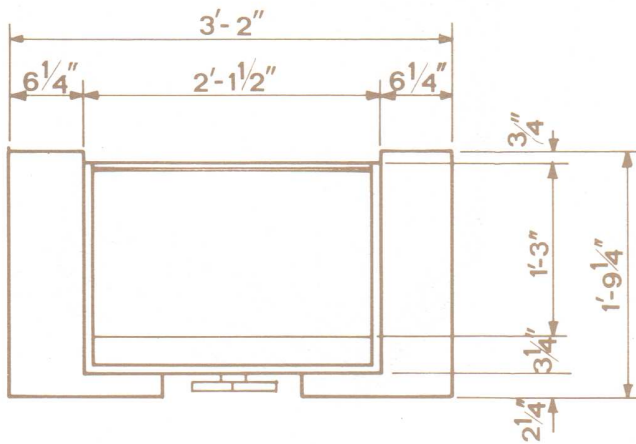


front

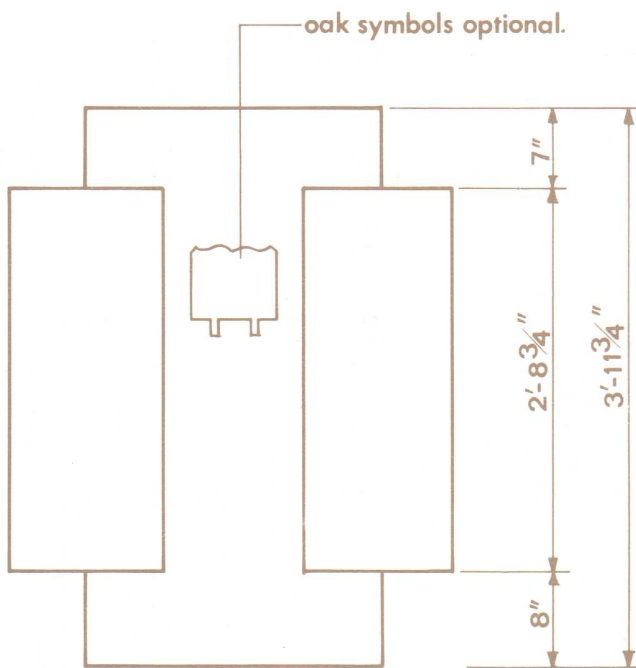



side

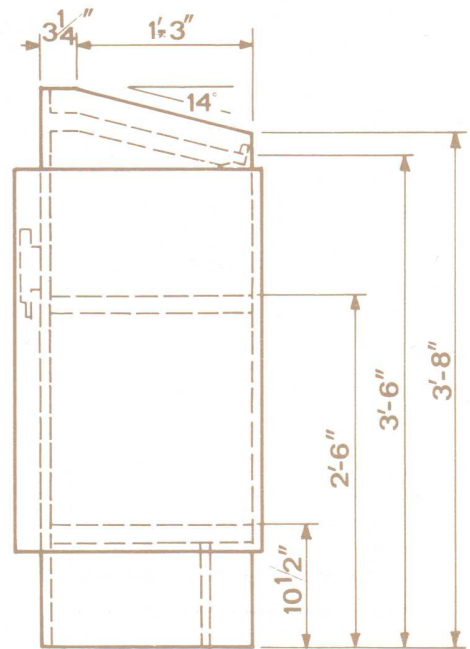
PULPIT P-342 (90601)
3/4" = 1'-0"



plan



front

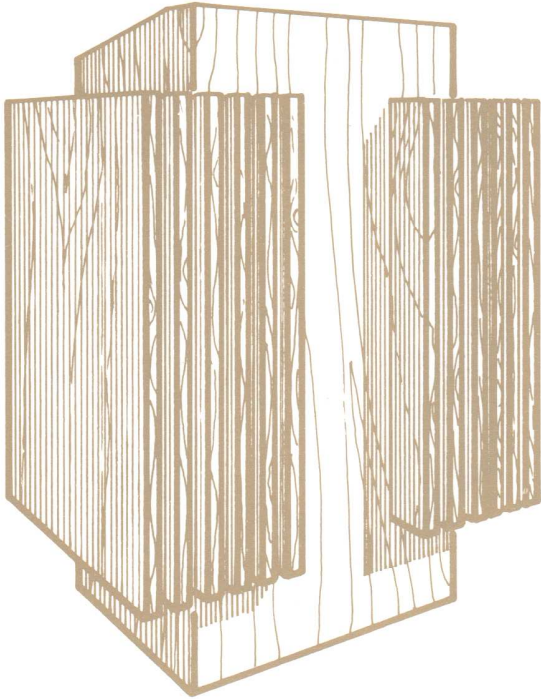


side


PULPIT P-341 (90603)
 3/4" = 1'-0"




HUMBOLDT, IOWA 50548




P-341A



P-341A1




P-341B




P-341B1

PULPITS


P-341 Standard Pulpit with ADD-ON TREATMENTS using wood feature battens. Pulpit is 3'11 3/4" high at front, 3'2" wide, 1'9 1/4" deep with recessed stationary Biberest.




P-341C (Applied Cross & Rectangular Frame)
 P-341C1 (Applied Cross & Romanesque Frame)
 P-341C2 (Applied Cross & Gothic Frame)



P-341D (Applied Grape Leaf & Vine Carving -
 Stained)
 P-341D1 (Applied Grape Leaf & Vine Carving -
 Antique Bronze)



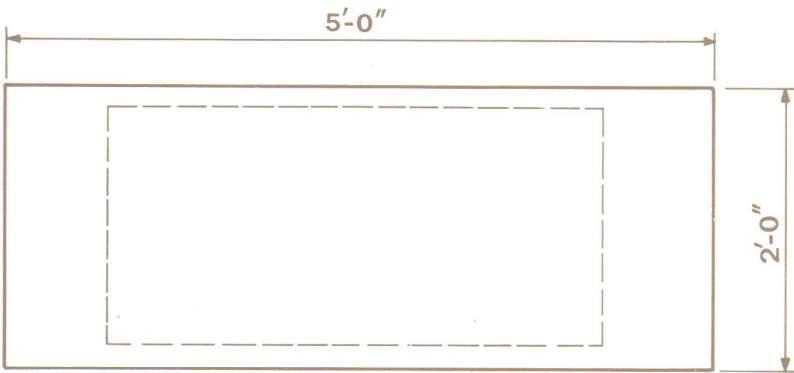

P-341E (Applied Colonial Trim)



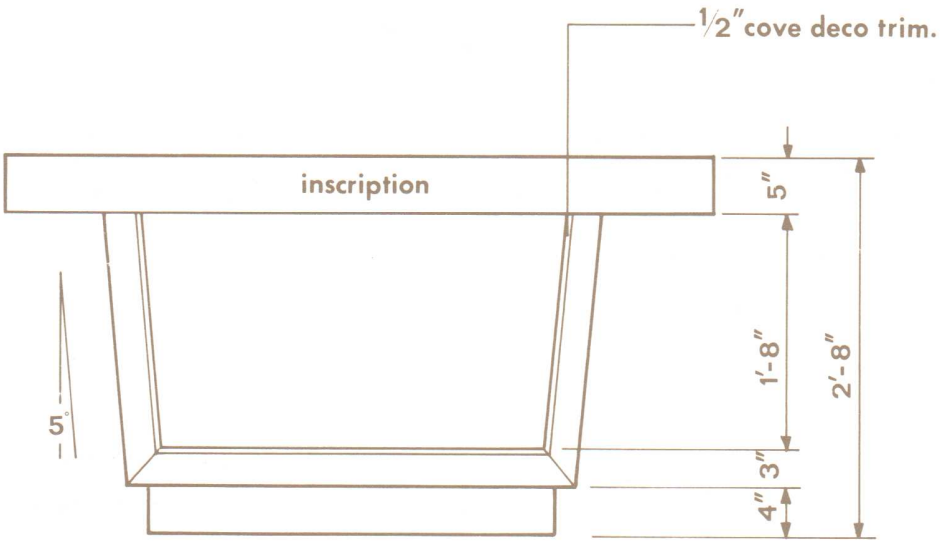
P-341F (Applied Rectangular Panel & Fabric)
 P-341F1 (Applied Romanesque Panel & Fabric)
 P-341F2 (Applied Gothic Panel & Fabric)

PULPITS

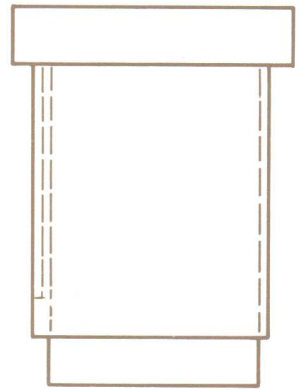
P-341 Standard Pulpit with ADD-ON TREATMENTS in wood a/o fabrics. Pulpit is 3'11 3/4" high at front, 3'2" wide, 1'9 1/4" deep with recessed stationary Biberest.



plan



front

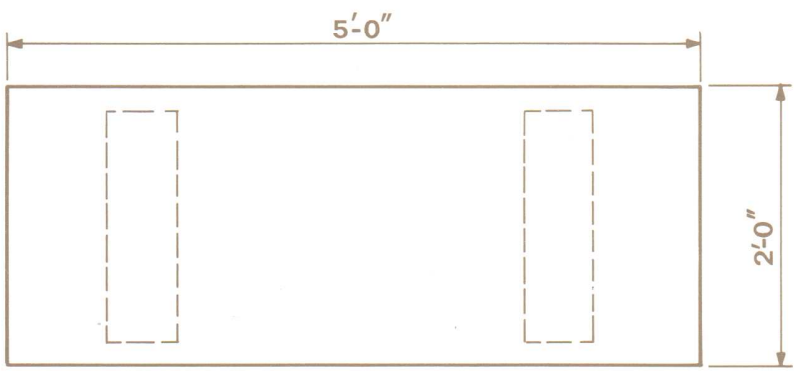



side

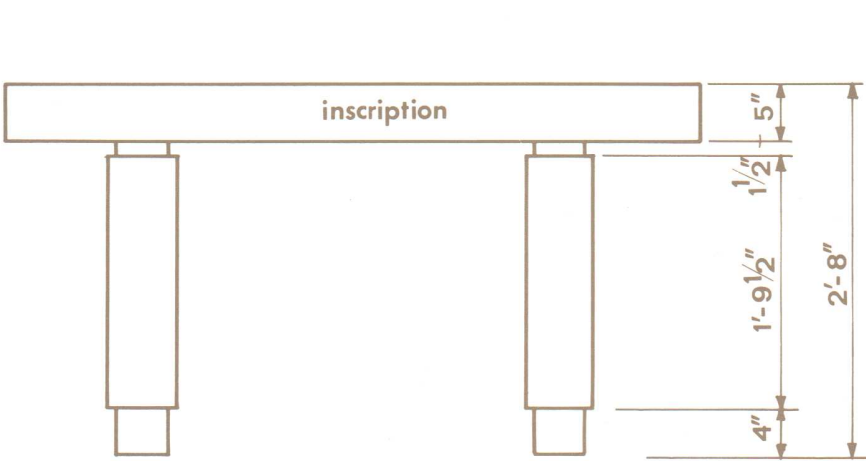
COMMUNION TABLE CT-842 (90602)
 $3/4'' = 1'-0''$



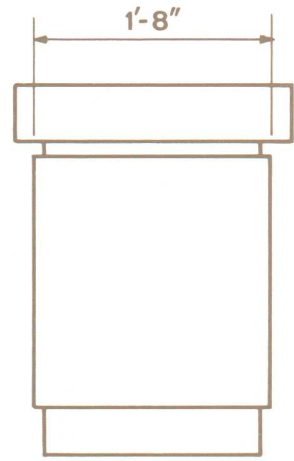
HUMBOLDT, IOWA 50548



plan

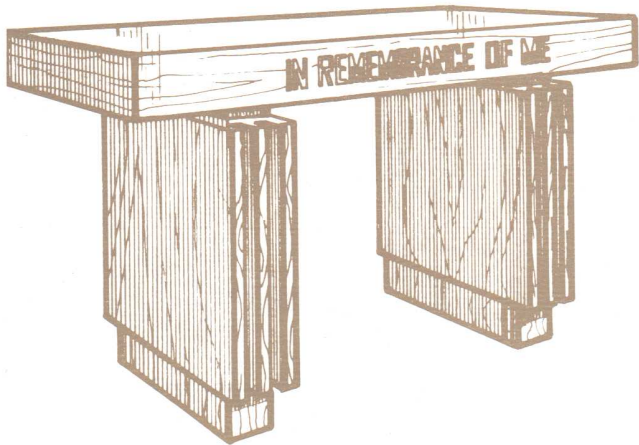


front

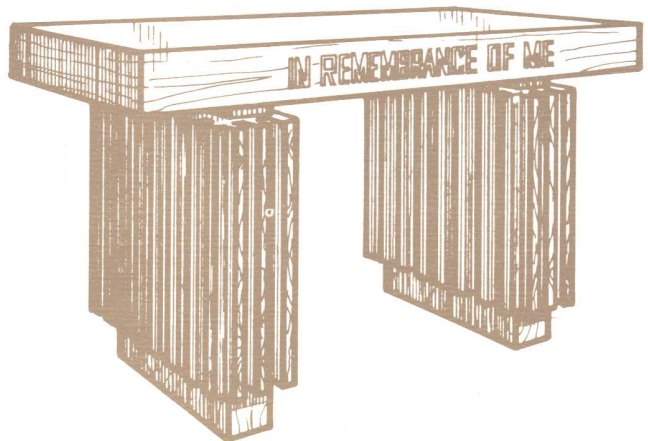


side


COMMUNION TABLE CT-841 (90604)
 3/4" = 1'-0"




CT-841A



CT-841A1




CT-841B




CT-841B1

COMMUNION TABLES

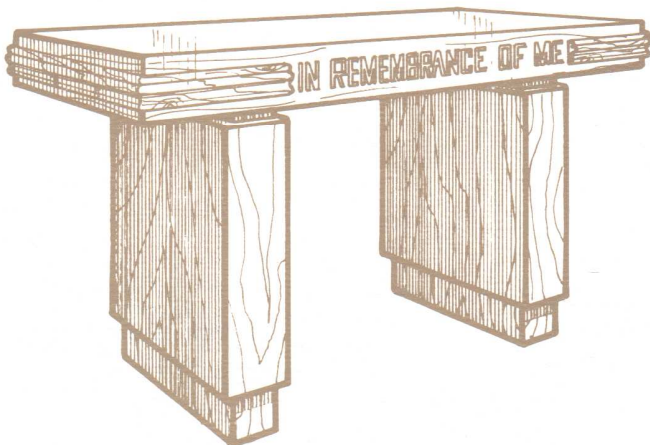
CT-841 Standard Communion Table with ADD-ON TREATMENTS using wood feature battens. Table is 5'0" long, 2'0" wide, 2'8" high with "IN REMEMBRANCE OF ME" inscription. Enclosed Designs are available.



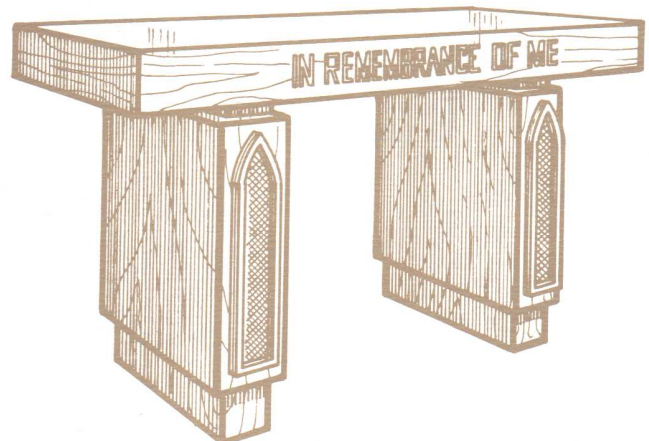
CT-841C Applied Rectangular Frame
 CT-841C1 Applied Romanesque Frame
 CT-841C2 Applied Gothic Frame



CT-841D Applied Grape Leaf & Vine Carving - Stained
 CT-841D1 Applied Grape Leaf & Vine Carving - Antique Bronze



CT-841E Applied Colonial Trim



CT-841F Applied Rectangular Panel & Fabric
 CT-841F1 Applied Romanesque Panel & Fabric
 CT-841F2 Applied Gothic Panel & Fabric

COMMUNION TABLES


CT-841 Standard Communion Table with ADD-ON TREATMENTS in wood a/o fabrics. Table is 5'0" long, 2'0" wide, 2'8" high with "IN REMEMBRANCE OF ME" inscription. Enclosed Designs are available.



LATIN CROSS
24" x 8" x 3/4"



CELTIC CROSS
15" x 7 1/2" x 3/4"



BIBLE AND SWORD
8" x 6" x 7/8"



CROSS AND CROWN
21" x 6" x 3/4"



BIBLE PANEL 60
8" x 6" x 7/8"



HOLY SPIRIT
11 1/4" x 9" x 5/8"



LAMP
9" x 6 1/4" x 3/4"



CALVARY CROSSES
20" x 6 1/4" x 5/8"



CHI RHO
24" x 6" x 3/4"

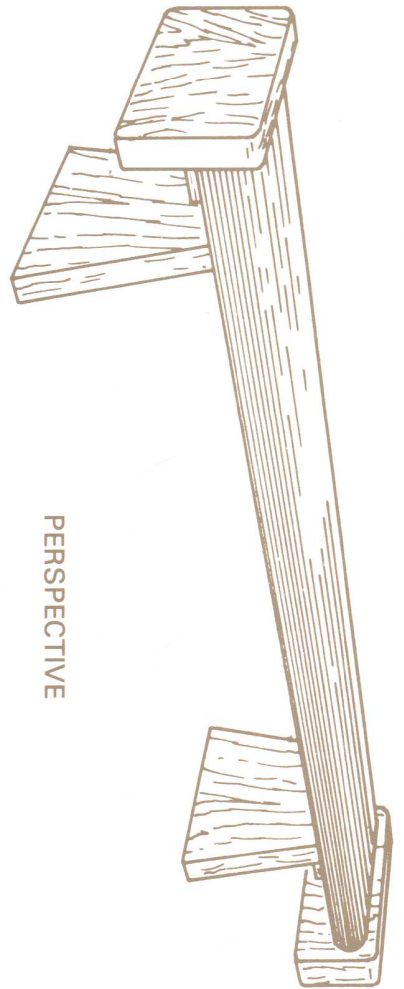
OAK SYMBOLS
3/4" = 1'-0"

NO. 90607

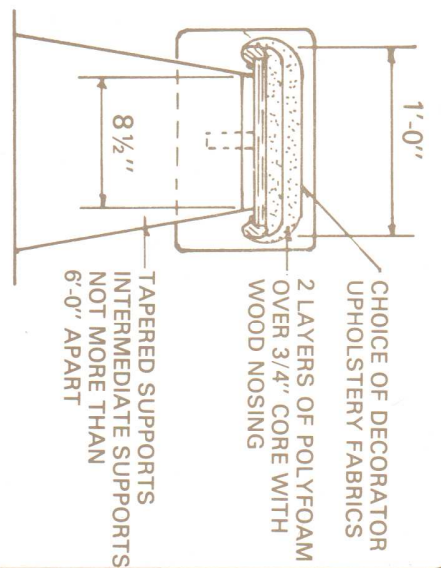
39



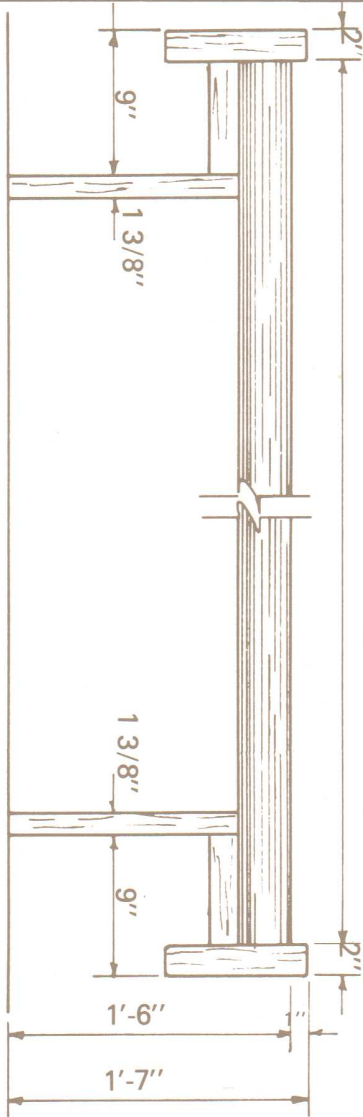
HUMBOLDT, IOWA 50548



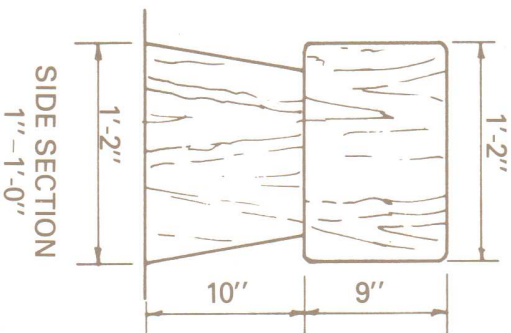
PERSPECTIVE



SIDE SECTION
1" = 1'-0"



ELEVATION
1" = 1'-0"




SIDE SECTION
1" = 1'-0"

ALTAR BENCH
AB-2541 (90421)




3'-4"

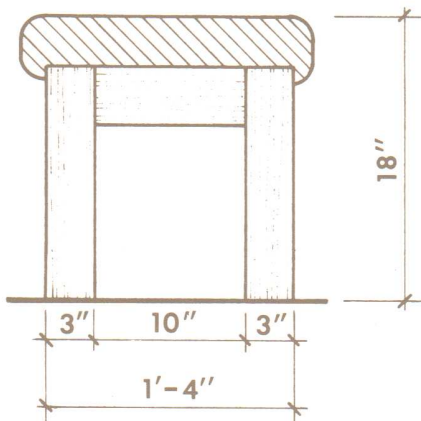
AVAILABLE IN 3 SIZES



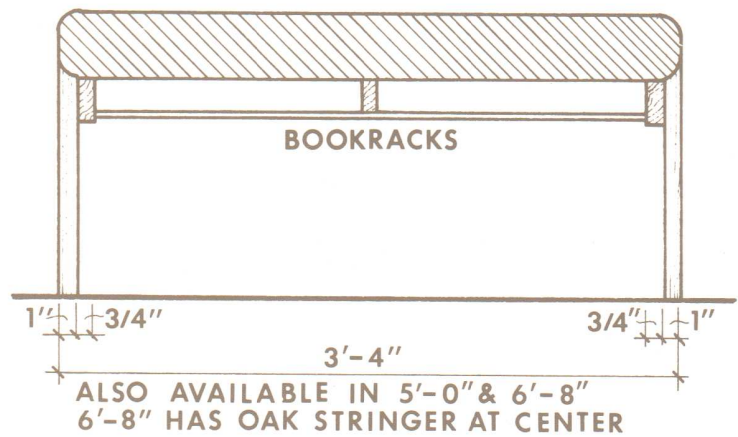
5'-0"



6'-8"



SIDE VIEW



FRONT VIEW

ALTAR BENCH PC-1-AB


1151992



ALTARS




A 100



A 101

Standard altars are 6'-0" long, 2'-0" wide, and 3'-3" high. Larger and smaller altars are available in all designs shown.




A 102




A 103

Symbols may be interchanged on all altars. Retables, as shown in designs A 104, A 106, and A 108, are available for all altars.




A 104



A 105

ALTARS




A 106




A 107

Standard altars are 6'-0" long, 2'-0" wide, and 3'-3" high. Larger and smaller altars are available in all designs shown.




A 108



A 109

Symbols may be interchanged on all altars. Retables, as shown in design A 104, A 106, and A 108, are available for all altars.



A 110




A 111



HUMBOLDT, IOWA 50548

WALK IN PULPITS

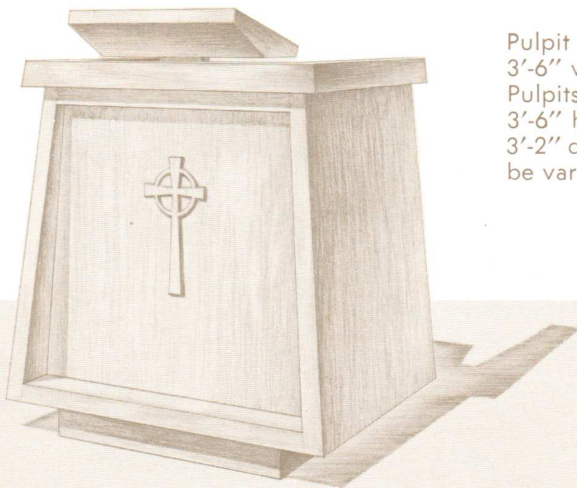


P 400

Pulpit P 400 is 3'-6" high, 3'-6" wide and 3'-0" deep. Pulpits P 401 and P 404 are 3'-9" high, 3'-4" wide, and 3'-0" deep.




P 401




P 402

Pulpit P 402 is 3'-9" high, 3'-6" wide, and 3'-0" deep. Pulpits P 403 and P 405 are 3'-6" high, 3'-6" wide, and 3'-2" deep. Dimensions may be varied on request.




P 403



P 404

Bible rests are adjustable from 3'-4" to 3'-8" above pulpit floors. Floors are 5" above chancel floor level. Symbols are interchangeable on all pulpits. Bible rests on contemporary pulpits are interchangeable.



P 405

WALK IN PULPITS



P 406

Standard pulpits are 3'-6" high, 3'-6" wide, and 3'-0" deep.



P 407



P 408

Bible rests are adjustable from 3'-4" to 3'-8" above pulpit floors. Pulpit floors are 5" above chancel floor level.



P 409




P 410

Symbols are interchangeable on all pulpits. Dimensions may be varied on request.




P 411

PULPITS




P 300

Pulpits P 300, P 301, P 302, & P 304 are 3'-2" wide, 3'-10" high, and 1'-8" deep. Pulpits P 303 & P 305 are 3'-2½" wide, 3'-10" high and 1'-9" deep.




P 301




P 302

Height of Bible rest at bottom of slope on all Pulpits is 3'-6". Bible rest is 2'0" wide on P 300, P 301, P 302, & P 304; 2'1½" wide on P 303; and 2'-5" wide on P 305. Wings are 3'-2" high on all Pulpits, 1'-5" deep on P 301, P 303, P 304, and P 305, and 1'-7" deep on P 302.




P 303



P 304

Depth of Bible rest on the slope is 1'-4" on all Pulpits.

Symbols are interchangeable on all Pulpits. Dimensions may be varied on request. All Pulpits have open backs with two shelves.



P 305

PULPITS




P 306

Standard Pulpits are 3'-2" wide, 3'-10" high, and 1'-8" deep.



P 307



P 308

Height of Bible rest at bottom of slope is 3'-6". Bible rest is 2'-0" wide, 1'-4" deep on the slope. Pulpit wings are: 3'-2" high, 1'-5" deep, and 7" wide.



P 309



P 310

Symbols are interchangeable on all Pulpits. Dimensions may be varied on request. All Pulpits have open backs with two shelves.




P 311

LECTERNS




L 700

Lecterns L 700, L 701, L 702, & L 704 are 2'-0" wide, 3'-10" high, and 1'-6" deep. Lectern L 703 is 2'-1½" wide, 3'-10" high, and 1'-7" deep




L 701




L 702

Lectern L 705 is 2'-5" wide, 3'-10" high, and 1'-7" deep.

Height of Bible rest at bottom of slope on all lecterns is 3'-6", and depth is 1'-3" on the slope.




L 703




L 704

Symbols are interchangeable on all lecterns. Dimensions may be varied on request. All lecterns have open backs with two shelves.




L 705

LECTERNS




Standard lecterns are 2'-0" wide, 3'-10" high, and 1'-6" deep.




L 706

L 707




Height of Bible rest at bottom of slope is 3'-6", and depth is 1'-3" on the slope.




L 708

L 709




Symbols are interchangeable on all lecterns. Dimensions may be varied on request. All lecterns have open backs with two shelves.




LECTERNS




L212



L213



L214



L215


All lecterns are 3'10" high at the front, and 3'6" high at the back. L201 through L211 are 1'10" wide. L213 through L215 are 1'8" wide. L212 is 2'0" wide. Bible rests are 1'4" deep on the slope.



L201



L202




L203



L204


Lecterns similar to L207 are available to match pulpits P406, P408, and P409. Symbols are interchangeable on all lecterns. Dimensions may be varied on request.




L205



L207



L210



L211




HUMBOLDT, IOWA 50548

COMMUNION TABLES




CT 800




CT 801

Standard communion tables are 5'-0" long, 2'-0" wide, and 2'-8" high. Larger and smaller tables are available in all designs shown. Communion tables shown with open designs are available enclosed.



CT 802



CT 803

Either "THIS DO IN REMEMBRANCE OF ME", or "IN REMEMBRANCE OF ME" inscription may be used on each design. Symbols may be applied to enclosed designs, as shown on CT-800. Enclosed designs are available with storage space inside, and sliding doors in back.



CT 804




CT 805

COMMUNION TABLES




CT 806




CT 807

Standard communion tables are 5'-0" long, 2'-0" wide, and 2'-8" high. Larger and smaller tables are available in all designs shown. Communion tables shown with open designs are available enclosed.




CT 808




CT 809

Either "THIS DO IN REMEMBRANCE OF ME", or "IN REMEMBRANCE OF ME" inscription may be used on each design. Symbols may be applied to enclosed designs. Enclosed designs are available with storage space inside, and sliding doors in back.




CT 810



CT 811

COMMUNION RAILS




CR 1000




CR 1001

Standard communion rails are 2'-2" high. Lengths are determined according to individual requirements.

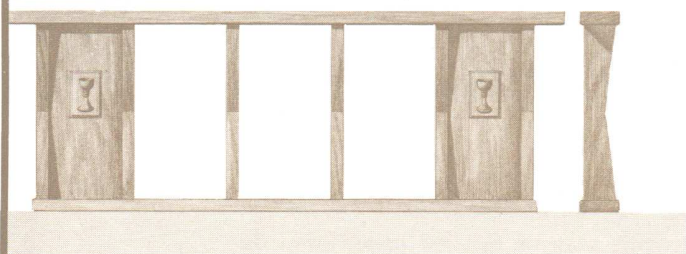


CR 1002




CR 1003

Symbols are interchangeable on all rails with closed panels. Open designs shown are available with closed panels, and designs shown with closed panels may be left open.




CR 1004




CR 1005

Matching removable center bars or guards, and kneeler bases to accommodate cushions 2" thick and 10" wide, are available for all communion rails. Total height of kneeler base and cushion is 8".




CR 1012



CR 1013

Supports and crosses in design No. CR 1013 are constructed of metal.

COMMUNION RAILS



CR 1006




CR 1007

Standard communion rails are 2'-2" high. Lengths are determined according to individual requirements.



CR 1008




CR 1009

Symbols are interchangeable on all rails with closed panels. Open design shown are available with closed panels, and designs shown with closed panels may be left open.




CR 1010




CR 1011

Matching removable center bars or guards, and kneeler bases to accommodate cushions 2" thick and 10" wide, as shown below, are available for all communion rails. Total height of kneeler base and cushion is 8".



**Removable Center
Bar Connection**




Cushioned Kneeler Base

CLERGY CHAIRS



CC 600

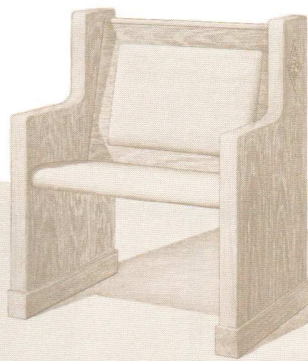


CC 612




CC 613


Center chairs CC 600 and CC 613 are 3'-4" high, with matching side chairs (not shown) 2'-8" high. Chair CC 612 is 2'-8" high as a center or side chair. Side chair CC 600 includes arms. Chairs CC 600, CC 612, and CC 613 are 2'-0" wide, and 1'-10" deep.



CC 614



CC 615

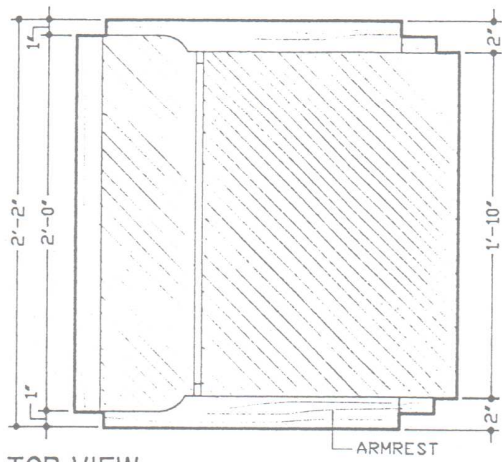


CC 616

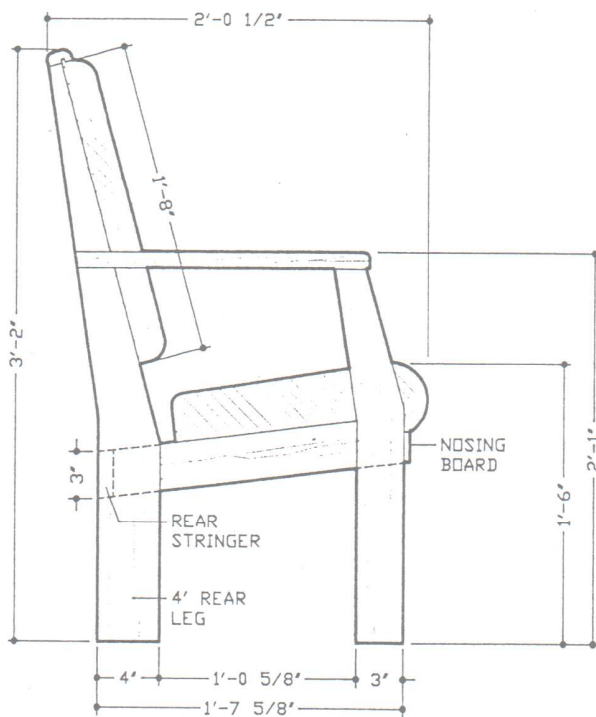
Center chair design CC 614 to CC 617 are 3'-1" high, with matching side chairs (see CC 617) 2'-8" high. Both center and side chairs are 2'-6" wide, and 2'-0" deep. All designs are available without upholstery, and may be purchased individually, or in communion sets as shown in design CC 617. Heights of all chairs may be varied on request.



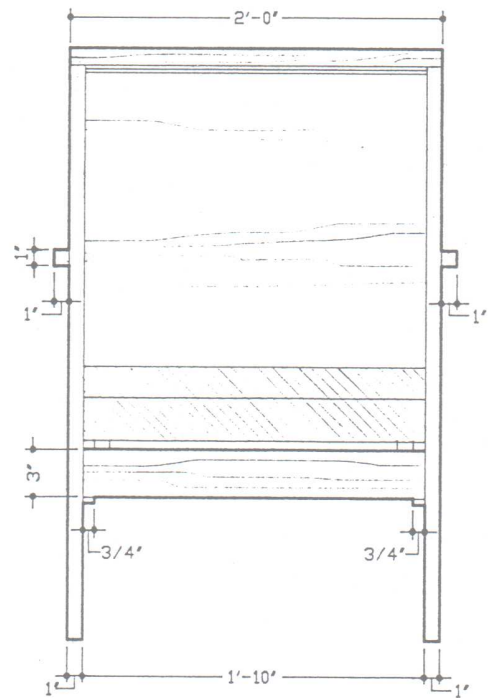
CC 617



TOP VIEW



SIDE VIEW



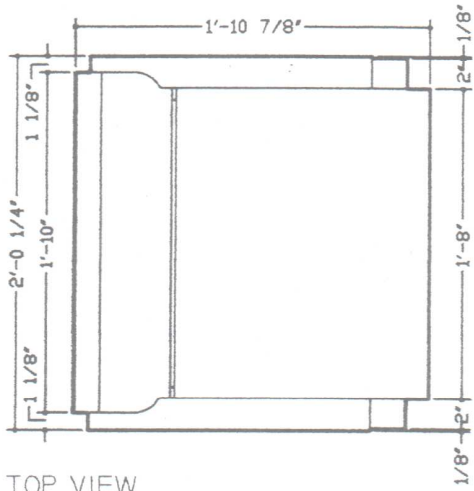
REAR VIEW

MODULAR SEATING
 PC-I-60A ARMCHAIR I (HIGH BACK)
 SINGLE UNIT ILLUSTRATED

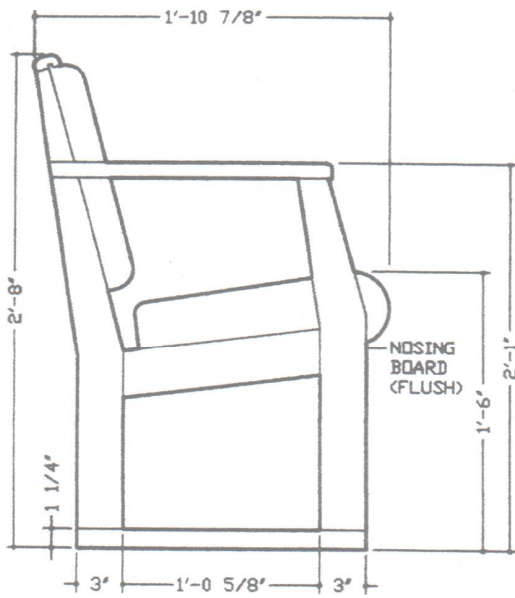

ALL RIGHTS RESERVED
 GUNDER CFI 102997



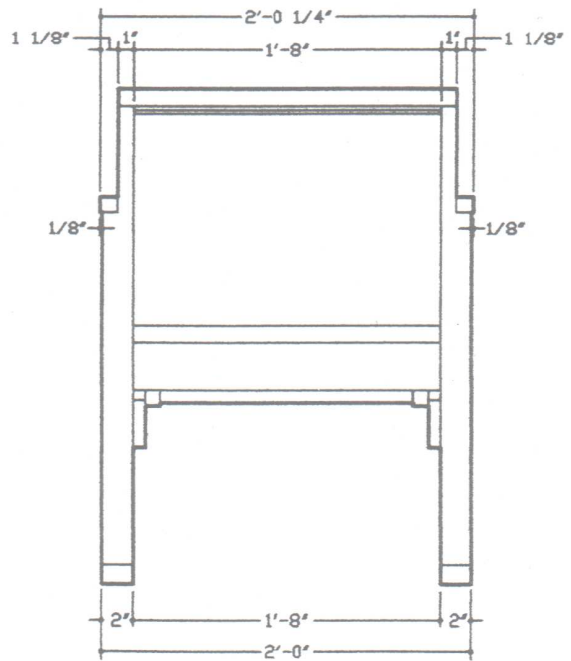
HUMBOLDT, IOWA 50548



TOP VIEW



SIDE VIEW



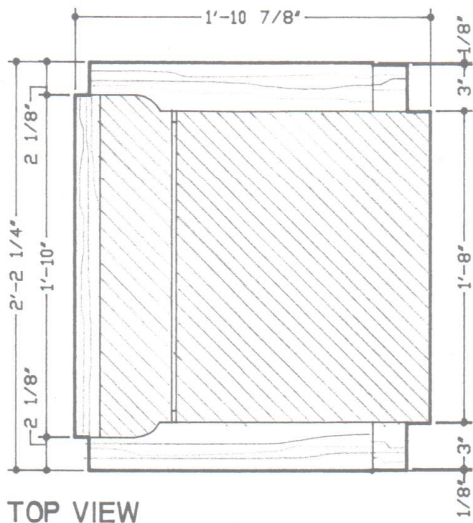
REAR VIEW

MODULAR SEATING PC-I-60AA ARMCHAIR
CLERGY CHAIR

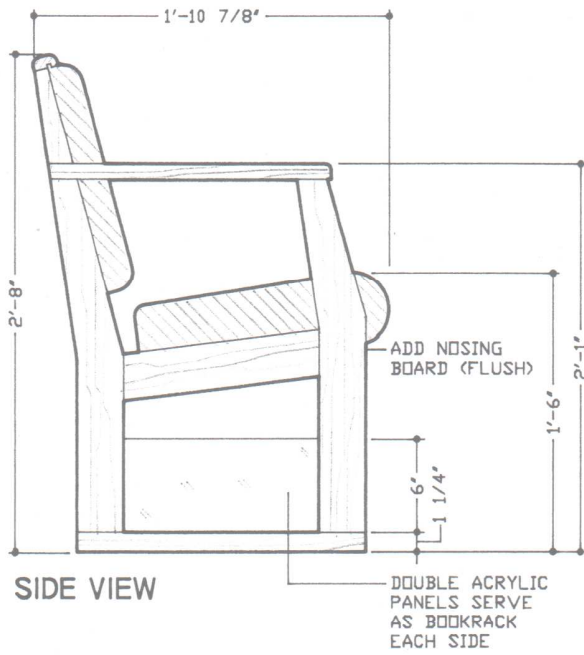

ALL RIGHTS RESERVED
GUNDER CFI 18 APR 06



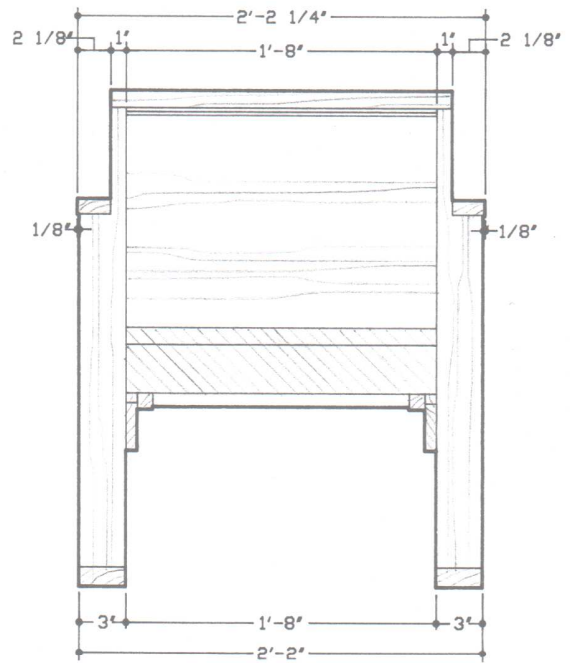
HUMBOLDT, IOWA 50548



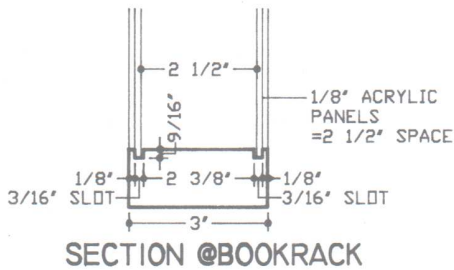
TOP VIEW



SIDE VIEW



REAR VIEW



SECTION @BOOKRACK

PC-I-60AAA ARMCHAIR
(CLERGY CHAIR)

ALL RIGHTS RESERVED GUNDER CFI 17 DEC 99

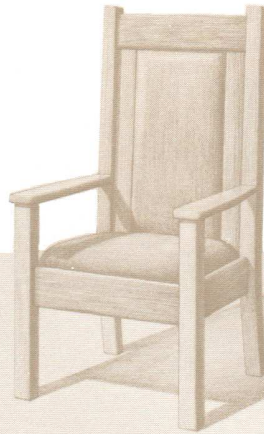


GUNDER

CLERGY CHAIRS



CC 606



CC 609



CC 608

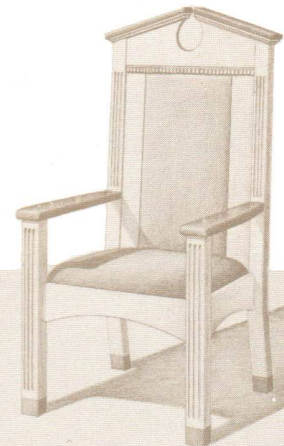
Center chairs CC 606 to CC 611 are 4'-0" high, with matching side chairs, (see CC 607) 3'-4" high. Center chair CC 603 is 4'-4" high, with matching side chair 3'-8" high. All chairs are 2'-0" wide and 1'-10" deep.



CC 610



CC 611



CC 603

All designs are available without upholstery, and may be ordered individually, or in communion sets, as shown in design CC 607. Heights of all chairs may be varied on request.



CC 607


BAPTISMAL FONTS




F 500



F 501




F 502




F 503

All fonts are 3'-2" high, including covers. F-500 is 1'-8" across, corner to corner. F-501, F-502, and F-504 are 1'-6" square. F-503 is 2'-0" across, corner to corner. F-505 is 1'-6" across. F-506-F-511 are 1'-9½" across, corner to corner.




F 504



F 505



F 506



F 507

Fonts F-500, F-503, and F-506-F-511 are hexagonal in shape. Bowl and cover of F-505 are of aluminum. Crosses, knobs, and symbols are interchangeable. Dimensions may be varied on request.



F 508



F 509




F 510




F 511


FLOWER STANDS



FS 900



FS 901




FS 902




FS 903


Standard flower stands are 1'-2" square or 1'-2" in diameter, and 2'-6" high.



FS 904



FS 905



FS 906




FS 907


Dimensions of all designs may be varied on request.




FS 908



FS 909



FS 910



FS 911

GUEST REGISTERS AND MEMORIAL BOOK STANDS



GR 1300




GR 1301
5" high opening



GR 1302




GR 1303



GR 1200

GR 1201

3'-8" high (top of slope), 2'-4" wide, & 1'-6" deep.
Guest Registers GR 1200 - GR 1203 are 3'-8" high at top of slope, 2'-4" wide, and 1'-6" deep. GR 1300 - GR 1303 are 2'-4" wide, and 1'-6" deep. Tops of GR 1200 - GR 1203, GR 1302, and GR 1303 are hinged to open upward at the front.




GR 1202

GR 1203

Glass tops, as shown in GR 1201, GR 1202, and GR 1303 for use as memorial book stands, are also available in GR 1200, GR 1203, and GR 1302. GR 1204 and GR 1205 are 3'-8" high, 1'-8" wide, and 1'-4" deep.

CREDESCENCE SHELVES AND TABLES

2'-4" wide & 1'-6" deep.



CS 1401



CS 1400

Credence tables are 2'-8" high, 2'-6" long & 1'-4" wide.




CT 1500




CT 1501

Credence tables are 2'-8" high, 2'-6" long & 1'-4" wide.



GR 1204




GR 1205




HUMBOLDT, IOWA 50548


PRIE DIEUS



PD 1901



PD 1902



PD 1903

All prie dieus are available in either single or double width. Single width is 2'-6". Double width is 4'-0". All are 2'-8" high, and 1'-7" deep. Kneelers are padded with polyurethane and covered with Nylon fabric. Each prie dieu is equipped with a shelf 5" below the top. Widths may be varied on request.

HYMN NUMBER BOARD



HB 2001
1'-6" x 3'-0"




HB 2002
1'-6" x 3'-0"




HB 2003
1'-4" x 2'-9"

Hymn Boards are complete with "Hymns" Card and ten sets of Number Cards. Number of spaces may be varied on request.

TABLES



T 2201
24" x 42"



T 2202
20" x 32"

Tables are 30" high. T 2201 has a drawer. Dimensions may be varied on request.

MISSAL STANDS



MS 2301
10³/₄" x 16" x 4³/₄" high



MS 2302
10³/₄" x 16" x 6³/₄" high

Both styles available with or without cross.

CROSSES



CROSS C 1202



CROSS C 1201




CROSS C 1203



CROSS C 1204



CROSS C 1205



CROSS C 1206
OAK WITH BRONZE



CROSS C 1207



SUSPENDED CROSS C 1208
(OAK WITH BRONZE
CHAIN NOT INCLUDED)



SUSPENDER CROSS C 1209
(OAK WITH PAINTED REVEAL
CHAIN NOT INCLUDED)

All cross designs fabricated in wood or wood and metal. Crosses C 1201 - 1207 designed as wall mounting and include adjustable, steel brackets. Crosses to be suspended style include concealed or exposed fastening - chain or cable not included. Any design may be modified for wall mount or suspended installation. All crosses except C 1207 may be lighted.